

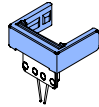
P7313, P7380, and P7360 Probe Accessory Reorder List and Performance Summary

All Tip-Clip® Assemblies include 10 Tip-Clips, 3 Tip-Clip Ejectors and 1 strip of 10 Adhesive Tip-Clip Tape, unless otherwise noted.

HBW Straight Flex, 8 mil wire, Tip-Clip Assembly

P/N 020-2639-XX (Qty 10)
P/N 020-2657-XX (Qty 5)

Bandwidth: >12.5 GHz (P7313)
T_R: 10/90 <40 ps*, 20/80 <25 ps
Loading: Z_{MIN} >200 Ω to 10 GHz

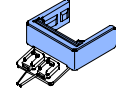


Highest bandwidth and best probe loading for HBW Tip-Clip Assemblies. Using the Wire Replacement Kit allows you the flexibility to solder 8 mil or 4 mil wires to small vias.

HBW Right-Angle Flex, 8 mil wire, Tip-Clip Assembly

P/N 020-2638-XX (Qty 10)
P/N 020-2656-XX (Qty 5)

Bandwidth: >12 GHz (P7313)
T_R: 10/90 <42 ps, 20/80 <27 ps
Loading: Z_{MIN} >150 Ω to 10 GHz

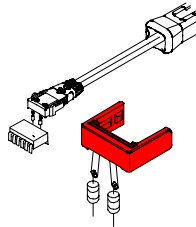


Provides an alternative connection orientation. Using the Wire Replacement Kit allows you the flexibility to solder 8 mil or 4 mil wires to small vias.

Short Flex, Large Resistor, 1/8 W Tip-Clip Assembly

P/N 020-2601-XX

Bandwidth: >8.0 GHz (P7380)
T_R: 10/90 <55 ps, 20/80 <35 ps
Loading: Z_{MIN} 290 Ω to 8 GHz



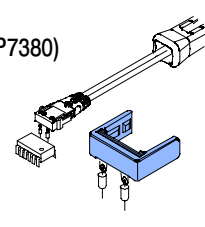
Bandwidth >6.0 GHz (P7360)
TR: 10/90 <70 ps, 20/80 <50 ps
Loading: Z_{MIN} 290 Ω to 6 GHz

High bandwidth and good signal fidelity, ideal for connecting to large features.

Short Flex, Small Resistor, Tip-Clip Assembly

P/N 020-2600-XX

Bandwidth: >8.0 GHz (P7313 and P7380)
T_R: 10/90 <55 ps*, 20/80 <35 ps
Loading: Z_{MIN} 290 Ω to 8 GHz



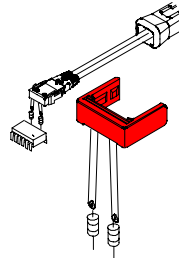
Bandwidth: >6.0 GHz (P7360)
TR: 10/90 <70 ps*, 20/80 <50 ps
Loading: Z_{MIN} 290 Ω to 6 GHz

Best overall signal fidelity. The small resistors are ideal for connecting to small vias and fine pitch circuitry.

Medium Flex, Large Resistor, 1/8 W Tip-Clip Assembly

P/N 020-2603-XX

Bandwidth: >8.0 GHz (P7380)
T_R: 10/90 <55 ps, 20/80 <35 ps
Loading: Z_{MIN} 260 Ω to 8 GHz



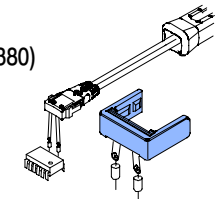
Bandwidth >5.0 GHz (P7360)
TR: 10/90 <70 ps, 20/80 <50 ps
Loading: Z_{MIN} 260 Ω to 6 GHz

Good compromise between ease-of-use and performance when attaching to larger devices.

Medium Flex, Small Resistor, Tip-Clip Assembly

P/N 020-2602-XX

Bandwidth: >7.0 GHz (P7313 & P7380)
T_R: 10/90 <55 ps, 20/80 <35 ps
Loading: Z_{MIN} 290 Ω to 8 GHz



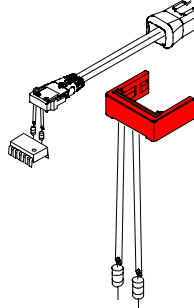
Bandwidth: >5.0 GHz (P7360)
TR: 10/90 <70 ps, 20/80 <50 ps
Loading: Z_{MIN} 290 Ω to 6 GHz

Good compromise between ease-of-use and maximum performance when attaching to smaller devices or circuit board vias.

Long Flex, Large Resistor, 1/8 W Tip-Clip Assembly

P/N 020-2605-XX

Bandwidth: >7.0 GHz (P7380)
T_R: 10/90 <75 ps, 20/80 <40 ps
Loading: Z_{MIN} 300 Ω to 8 GHz



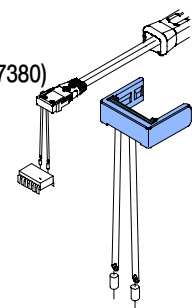
Bandwidth: >5.0 GHz (P7360)
TR: 10/90 <90 ps, 20/80 <60 ps
Loading: Z_{MIN} 300 Ω to 6 GHz

Extended reach with good step response. Useful for connecting to hard to reach circuitry with large features. Conveniently sized to fit between DIMM modules. Not recommended for signals faster than 4 GHz.

Long Flex, Small Resistor, Tip-Clip Assembly

P/N 020-2604-XX

Bandwidth: >6.0 GHz (P7313 & P7380)
T_R: 10/90 <130 ps, 20/80 <40 ps
Loading: Z_{MIN} 360 Ω to 8 GHz



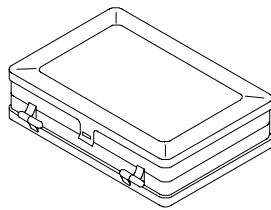
Bandwidth: >4.0 GHz (P7360)
TR: 10/90 <130 ps, 20/80 <60 ps
Loading: Z_{MIN} 360 Ω to 6 GHz

Extended reach with good step response. Useful for connecting to hard to reach small vias and fine pitch circuitry. Conveniently sized to fit between DIMM modules. Not recommended for signals faster than 4 GHz.

*Guaranteed



P7313, P7380, P7360 Probe Accessory Reorder List and Performance Summary (Con't)



P7313 020-2636-XX
P7380 020-2557-XX
P7360 020-2690-XX

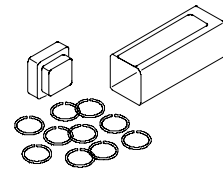
Replacement Attachment Kit

Includes 3 each of the Tip-Clip Assemblies listed from the front page (unless noted otherwise), 3 Tip-Clip Ejectors, Tip-Clip Tape, and Color Marker Band Kit. Complete with Plastic Accessory Box.

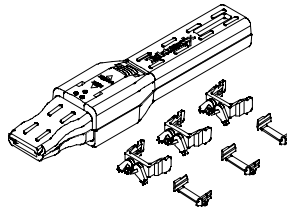
Wire Replacement Kit, P7313 only.



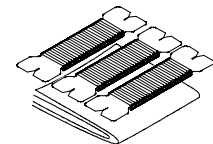
016-1953-XX
Attachment Kit
 Velcro fastening
 straps and 10 dots



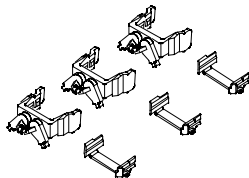
016-1948-XX
Color Marker Band Kit
 5 colors



P7380HHA
Handheld Adapter Kit
(P7313, P7380, snf P7360)
 Set of 3 Tip-Clip Assemblies, 3 Tip-Clip Ejectors, and 2 housing halves.



020-2644-XX
Wire Replacement Kit
(P7313 Only)
 Set of three bobbins, solder, 4 mil wire, and 8 mil wire. Use to replace wire leads on the HBW Tip-Clip Assemblies.



020-2596-XX
Variable Spacing Tip-Clip Kit
 Set of 3 Tip-Clip Assemblies and
 3 Tip-Clip Ejectors

Variable Spacing Tip-Clip Assembly

(Available in the Variable Spacing Tip-Clip Kit only)

Bandwidth: >8.0 GHz (P7313 and P7380)

T_R : 10/90 <55 ps, 20/80 <35 ps

Loading: Z_{MIN} 220 Ω to 8 GHz

Bandwidth: >6 GHz (P7360)

TR:10/90 <70 ps, 20/80 <50 ps

Loading: Z_{MIN} 220 Ω to 6 GHz

Use with Handheld Adapter for probing test points spaced from 0.020-in to 0.180-in apart.

Note: See your technical reference manual for additional Tip-Clip performance information and your user manual for the standard accessories included with the probe.

Note: All Tip-Clip specifications are typical unless indicated otherwise and all loading is differential. The accessories and quantities in these reorder kits may differ from those shipped with the probe.